



# My 115 Favorite ways to knit (or crochet)

with

## UrbanGypZ Artisan Yarn

by Stacey Budge-Kamison aka UrbanGypZ



UrbanGypZ.com

# OMG!!!

I LOVE this yarn.  
Had to have it.  
But, what can  
I make with it?

GRRRRLLL...Believe me... I get it! You are exploring the yarn shop, or maybe even trolling ETSY, and you see the an awesome skein of handmade yarn. I am talking absolute love at first sight. Sure, it might be a little pricey, but you

HAVE TO HAVE IT. Chances are buying an entire sweater's worth of this special yarn is not an option. But, then what can you knit with a limited amount of awesome?

My handmade yarn business was born out of my own knitting obsession in that began in earnest in 2002. I loved studying patterns and theories behind garment construction. As my love turned towards handmade yarns, I realized it is not always easy to shoe-horn the unpredictabilities of a hand dyed or handspun yarn into a pattern





However, they all contain links to either web pages or Ravelry pages set up by the designer or one of the designer's distributors. I have also included notes on any alterations that I feel may be needed to make the pattern work better with handmade yarn.

that was designed for the predictabilities of commercially spun and dyed yarns. Thus began what has become an ongoing study of knitware design using handmade yarns.

This is a personal list. Most of the patterns are for adults. I do not have kids, so I really do not knit anything for wee ones. I am not sponsored by any designer that I have listed. I do not get a commission for promoting these patterns. Some of them are free, many are not. I have also included the handful of my own patterns in this list. I am indicating these things with these symbols:

What I have pilled together here is a quick list of my favorite patterns out on the internets that will work with UrbanGypZ yarn. Please note most of these patterns are not by me.



This pattern is not free. You will have to pay something



This pattern is an urbanGypZ original design

All GREEN type is a hyperlink (woot! interactive!)



# UrbanGypZ Sock Yarn

including Urban Standard Sock, SWMerino+SeaCell, S. American Sock, Twinkle Toes Sock, SWMerino+Bamboo

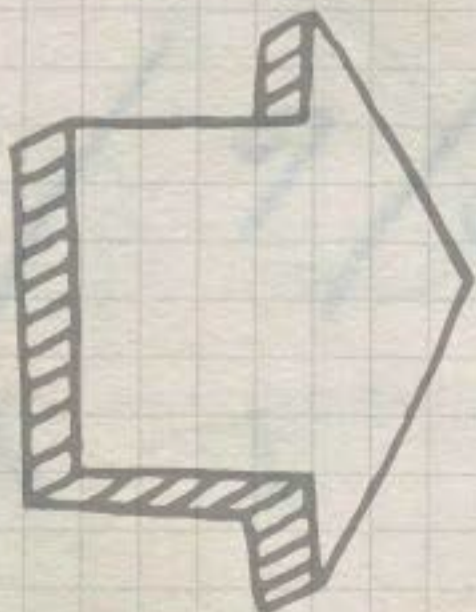
My first love for dyeing yarn started with sock yarn. It just seems a shame that my favorite hand dyed yarns, especially in some of my luxurious yarn bases, would be hidden in my shoes. I would much rather use that kind of awesome in the garment. So listed below are a bunch of patterns using sock yarn that are not socks.

## 2-4 skeins sock

My hand painted sock yarns are dyed in small limited edition dyelots of 2-4

skeins. Even within the same dyelot, you may need to knit 2 yarns alternating rows. The fabric knits up like TV static (as opposed to self striping)

1. **\$Kit Camisole**
2. **Thigh-high Footless Socks**
3. **\$101 Cross-Over Rib Top**
4. **\$Coisir Tank**
5. **\$Elfe** Uses two colorways
6. **\$Orange Sorbet Shawl**
7. **Inamorata**
8. **Summerfly** Two color option is super-cute!



## 9. UGZ UrbanGypZ's Basic Sock Formula

Truth be told,, when I knit socks, I make really super boring, generic socks. You can download the anti-pattern I use here. It is a formula that works with any size yarn, needle and foot.



## 10. \$Knitting Socks With Handpainted

**Yarn by Carol Sulcoski** A simple Ravelry search will yield dozens of awesome sock patterns using hand dyed sock yarn. As I mentioned, I make really boring socks. But, of the patterns I have found, my favorites can be found in this book. I highly recommend it.

11. \$Thalia

12. \$Allegiance

13. \$Paseo

14. \$Newland Tank

Uses two colorways

15. Kaleidoscope

16. \$Frost Thread

17. \$Kaskad

Uses three colorways

18. Tailored Cardigan

19. \$Raiun

20. \$Fager

21. Fabel

22. Foggy Seas Scarf

23. \$Hoopla!

Super cute with 3-4 colors

24. \$HRH Kate's Shawl

25. \$Matcha

26. Waves of the Atlantic

27. \$Levnadslust

28. Multnomah

29. Shetland Shorty

30. \$Traveling Woman

31. Mythos

32. Favorite Scarf Ever

33. \$Imagine When

34. \$Hitchhiker

35. Citron

Calls for lace, but would work well with SWMerino+ SeaCell sock



Raiun. Image © Tamara Erbacher

## Up to 7 skeins sock

My monochromatic sock yarns are dyed in limited edition dye lots of 7 skeins. They only come in the So. American Sock base. You will still need to knit with 2 yarns at once alternating rows.


- 36. **\$Ravello**  
Uses two colorways
- 37. **\$Window To My Soul**
- 38. **\$Obsidian**
- 39. **\$Frisco Trail**
- 40. **\$Boxy**
- 41. **\$Ecuador**
- 42. **\$Gillian Rock Skirt**
- 43. **\$Swanbourne**
- 44. **\$Crazyfoote Hoodie**



Ecuador. Image ©JOJI



45. One of my favorite ways to use my monochromatic sock yarn is in stranded colorwork. Using hand dyed yarn adds a wonderful depth to the fabric.



**If there is only 1 skein of awesome sock yarn,** and you do not want to make socks, then here are a few of my favorites. Most of these patterns I have selected with colorful hand painted yarn in mind. And to be honest, most of these patterns are shawlettes.



Dragon's Tail Shawl. Image ©Mishi Designs

**46. Very Basic 'Dancing at Lughnasa' Gloves**

There are all kinds of ways to deal with thumb gussets. This pattern is pretty much how I would do them. Just like my socks, I tend to make boring gloves

**47. Armwarmers** Basic, but awesome for handpainted yarn. Do them in chevron, moss, or half-linen stitch for interest.

**48. \$ Mrs. McKenzie**

**49. \$ Serriform Scarf & Shawlette**

**50. \$ Maddau Scarf**

**51. \$ Storm Warning**  
Simple with beads!

**52. \$Dragon's Tail Shawl**

particularly beautiful with colorful contrasty sock yarn. will look like spitting fire One skein will make the small one

**53. \$ Vittorio**

**54. \$ Wingspan**

**55. \$ Calsada**

**56. \$ Whippoorwill** One skein will make the small one

**57. 28's Big Sister 77**

**58. \$ Not A Drop**

**59. \$ Lazy Katy**

**60. Annis**

**61. \$ The 7 small Shawl**

**Series** This is series of ebooks by Rosemary Hill that uses one skein of sock yarn. I love them!!ng



# UrbanGypZ Mini Skeins

There is something about mini skeins that look like little gems. These are always super popular at the shows. Technically these patterns are good sock yarn stash busters. But if you have fallen hard for mini skeins too then here are some great way to showcase your favorites.



## 62. **\$The Bee Keeper**

**Quilt** The pattern that started the mini skein madness

## 63. **Quality in a Square**

## 64. **Sock Yarn Blanket**

## 65. **\$Babette Blanket**

## 66. **Odds & Ends**

**Kerchief**

## 67. **\$Finito Scarf**

## 68. **Mini Mania Scarf**


## 69. **\$Mosaic Happy**

**70.** Use them for contrasting heels and toes for your favorite hand knit socks.




# Hand Painted So. American Yarn

Including Worsted and Lace Weights



I fell in love with yummy single ply South American yarns like Manos Del Uruguay and Malabrigo and set about finding a similar base.

## Lace Weight Yarn



This yarn is usually dyed as a semi solid, with very low contrast variegations.



**71.** For the most part **any pattern using Malabrigo Lace** will work with UrbanGypZ So. American Lace yarn.


**72.** **\$ Feather Weight Cardigan**

**73.** **Citron**

**74.** **\$ Whisper Cardigan**

**75.** **High Seas Stole**


## Worsted Weight Yarn



This yarn is usually very contrasty and colorful. And usually dyed as a One of a Kind.

**76.** **UGZ \$ The Mushroom Hat**

**77.** **February Lady Sweater**



Pick 4-7 complimentary skeins, alternate yarns with every row to blend colorways.

**78.** **Chickadee Cowl**

**79.** **My So Called Scarf**

**80.** **\$ I love using this yarn for Freeform Crochet projects**



# Helping A Sister Out

Recycled Sari Fiber Yarn and Recycled Sari Ribbon



## Recycled Sari Yarn

I love love love this yarn. But in the skein it feels like rope. I have found that steam blocking will break down the stiff finishing and the yarn softens tremendously and has an awesome drape.

## 81. UGZ Sari Silk Crescent

**Shawl** This is a free download and has a lot of tips for working with sari silk in general.

**82. Clapotis** I reduced the number of repeats and increased the needle size

## 83. Paris Loop

## Sari Silk Ribbon

**84. \$ Peruvian Sari Ribbon Jacket**

**85. \$ Sari Ribbon Top**

**86. \$ Recycled Sari Silk and Stone Bangles** not a

knitting or crochet pattern, but these bracelets are awesome.

**87.** I love using small lengths of this ribbon for necklace pendants, as chokers, or simply tied as a bracelet.

**88.** Use as fringe on a sari silk scarf or shawl.



# UrbanGypZ Handspun

2 & 3-ply Yarn and Art Yarn

Finding patterns suitable for handspun can be tricky. The gauge is inconsistent. yardage available can be an issue. Be ready to improvise a little bit.

## 2 and 3-ply yarns

**89.** I find that many **patterns designed for Noro** are also suited for 2 and 3 ply hand spun yarns. The long run of colors knit up similarly.

**90. Far Away, So Close**



**91. Three Movies Sweater**

I would combine several skeins of complimentary yarns alternating rows.

**92. Spiraling Stripes Hat**

**93. \$ Alchemy Sunset Shawl**

**94. \$ Handspun Sweater**

**95. Spring Forward Fall Back Raglan**



**96. Rainbows Eve Hat**

**97. Shawl Collar Vest**

**98. \$ Out of the Box**

**Sweater** Again , I would combine several skeins of complimentary yarns alternating rows.

## **Bulky Art Yarns**

Super textural, and limited yardage, you may need to combine several similar yarns to complete a project.

**99. UGZ The Icicle Scarf**

An anti pattern I published in my newsletter.

**100. Cai's Birthday Tiara**



**101. \$Snowfall Winter Hat**

**102. Corespun Shawlette**

**103. \$Kitten Beanie**

**104. Burrow**

**105. Ozark Ruffle Wrap**

**106. \$Romeo and Juliet**

**Capelet**

**107. Hard Core Handspun Hat**

**108. Upsy Daisy Shruglet**

**109. Boston Cowl**





# Stash Busters

One of my favorite things to do is combine my hand made yarns in a method I call BiO knitting. It is a great way to bust through your stash, and in my opinion hand made yarns stand out best when contrasted against plain commercially milled yarns.



## 110. The Stash Buster

**Shawl** this is another antipattern I have written that give you some tips and guidelines for combining stash yarns.

## 111. Loopy and Luscious

Uses a thin lace yarn and a bulky yarn (like an art yarn)

## 112. \$Facet

**113. Klaralund** combine yarns randomly in lieu of the yarn called for.

## 114. \$Circle Swing Coat or Vest

## 115. Anything by Jane

**Thornley.** Awesome stuff, just check her patterns and ebooks out.

# BiO Knitting

Brave + Intuitive + Original



I get it. It is hard to work hand made yarns into patterns designed for commercially made yarns. The unique textures and unpredictable colors are probably what drew you to these yarns. But when it comes to knitting with them, it is what frustrates you the most when trying work them into the wrong pattern.

## How do I like to knit with hand made yarn?

I find myself going with my gut, letting go of the pattern's restrictions and improvising with whatever the yarn present to me with every stitch. It is about being brave enough to knit intuitively, and come away with an original design you love. I am calling this BiO knitting (Brave+Intuitive+-Original). It is about using your right brain and following your heart.

- Buy the **yarns you love**. Knit with them **fearlessly without a pattern**.
- Learn to work handmade yarns into fabrics you love, **designs you will love to wear**.
- Forget the knitting math. Spend more time **knitting**
- Works for knitting, crochet, weaving even felting.
- Go from **Hobby Knitter** to **Fiber Artist/Fashion designer**.

[Click here](#) to learn more about **BiO Knitting** and to be alerted when BiO Knitting registration begins for classes in **Early 2014**



# About UrbanGypZ

aka Stacey Budge-Kamison



Read the blog.

Fiber artist Stacey Budge-Kamison AKA UrbanGypZ lives and works in Asheville NC. While she has a dedicated studio in Biltmore Forest, she can also be found knitting in public, hammering out her latest e-course at local cafés in Asheville and spinning yarns in her booth at her favorite arts festivals. A designer at heart, Stacey has decided that her mission is to help fellow knitters, crocheters, weavers and felters embrace their own style and creativity by exploring fiber art as a part of their everyday life. Inspired by handmade yarns, she loves the challenge of embracing the unpredictability of her medium and works to design in the moment, inch by inch as she creates fabrics that showcase the each yarn's unique properties. Stacey has been designing and tech editing patterns professionally since 2002. A former art director, Stacey has been professionally working with color and design for more than 20 years and is thrilled to take her love of fiber arts and love of print media design into new offerings for her fiber art customers.



**Find UrbanGypZ:**  
**Facebook**  
**Twitter**  
**Instagram**  
**Pinterest**  
**You Tube**  
**Tumblr**  
**Ravelry**



Click here if you want to learn  
how to think like a fiber artist.





**UrbanGypZ**  
artisan yarn

[urbangypz.com](http://urbangypz.com)